


# YEAR 8 PHOTOGRAPHY PORTRAITURE

## Portrait Photography

Portrait photography, or portraiture, is a type of photography aimed toward capturing the personality of a person or group of people by using effective lighting, backdrops, and poses.





## Composition - The arrangement of elements within a work of art.

A photographer arranges the different elements of an artwork and considers the relationship between them. In photography, each time that you take a photograph, you make conscious decisions as to which items you want to include, and, even more importantly, you must decide how to arrange the objects that are in your image.

## Rule Of Thirds

The rule of thirds is a composition technique where the image is divided into 9 parts. The most interesting part (Focal point) should lie where the lines cross each other.



## Fill The Frame

Fill the frame refers to the edges of your photograph or the edges of the viewfinder of your camera when you are shooting. The advice to fill the frame means to get in close, to make your subject a significant portion of the final photograph.



## VIEWPOINT

The viewpoint refers to the position we take the photograph from. The viewpoint can dramatically change the feel of the photograph. Photographing from a low angle will make your subject look taller and more powerful. Photographing from a high angle will shrink your subject and make them appear smaller.



## DSLR - Digital Single Lens Reflex

The DSLR Camera uses a digital imaging sensor to capture images.

When you push the shutter button on the camera a mirror (That reflects the image in the lens) lifts and the image can then be stored on the memory card.

The shutter is like your eyelids, and when you open them, the light comes in. On a camera, the shutter opens and closes really fast. It only wants to let enough light in to capture the image and then close before it gets too much light.

